

ONTARIO HEALTH TEAM CENTRAL EVALUATION

First Cohort of Ontario Health Team Applications

WHO'S INVOLVED

30 OHTs

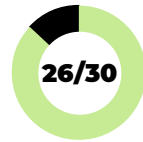

- 100%** INCLUDE HOSPITALS
- 100%** INCLUDE PRIMARY CARE
- 97%** INCLUDE COMMUNITY SUPPORT SERVICES
- 97%** INCLUDE HOME CARE

- 273** Primary care practices
- 156** Community support services
- 74** Mental health and addiction organizations
- 65** Home care service provider organizations
- 47** Hospitals
- 47** Long-term care homes
- 33** Community health centres
- 22** Municipalities
- 106** Other

WORKING TOGETHER



MAJORITY HAVE EXPERIENCE WITH QUALITY IMPROVEMENT



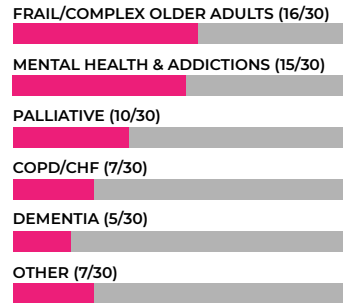

HAVE HIGH OR MEDIUM LEVELS OF PATIENT ENGAGEMENT



8 OHTs INCLUDED PATIENTS, FAMILY AND/OR CAREGIVERS AS SIGNATORIES ON THE APPLICATION

PRIORITY POPULATIONS

OHT YEAR-1 POPULATIONS




MEASURING SUCCESS


THE MOST COMMON PERFORMANCE METRICS IDENTIFIED BY OHTs



AVOIDABLE EMERGENCY DEPARTMENT VISITS (23/30)



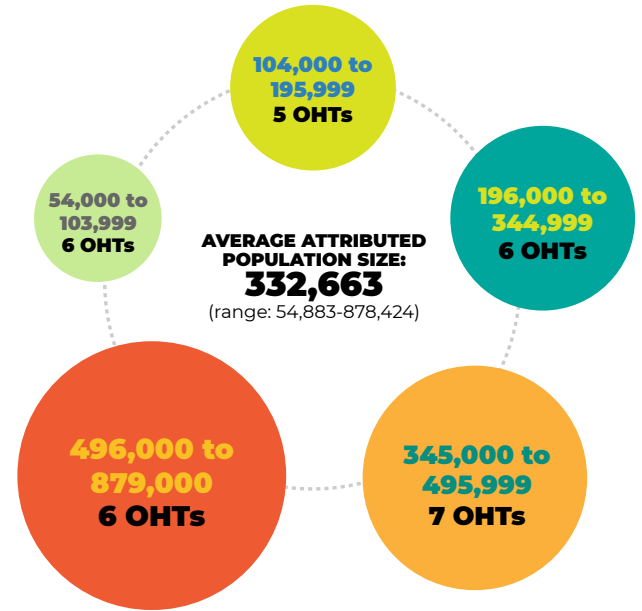
PATIENT AND PROVIDER REPORTED EXPERIENCE (19/30)



30-DAY INPATIENT READMISSION (15/30)

ATTRIBUTED POPULATIONS

NUMBER OF ONTARIO RESIDENTS AN OHT WILL BE RESPONSIBLE FOR



PRIMARY CARE INVOLVEMENT



SIGNIFICANT VARIABILITY IN THE NUMBER OF PRIMARY CARE PHYSICIANS INCLUDED IN OHT APPLICATIONS

RANGE IN NUMBER OF PRIMARY CARE PHYSICIANS

20 to 186

NOT YET A CRITICAL MASS OF PARTICIPATION

For more information, visit the Health System Performance Network (HSPN) website: <https://hspn.ca/evaluation/ontario-health-teams/>.

